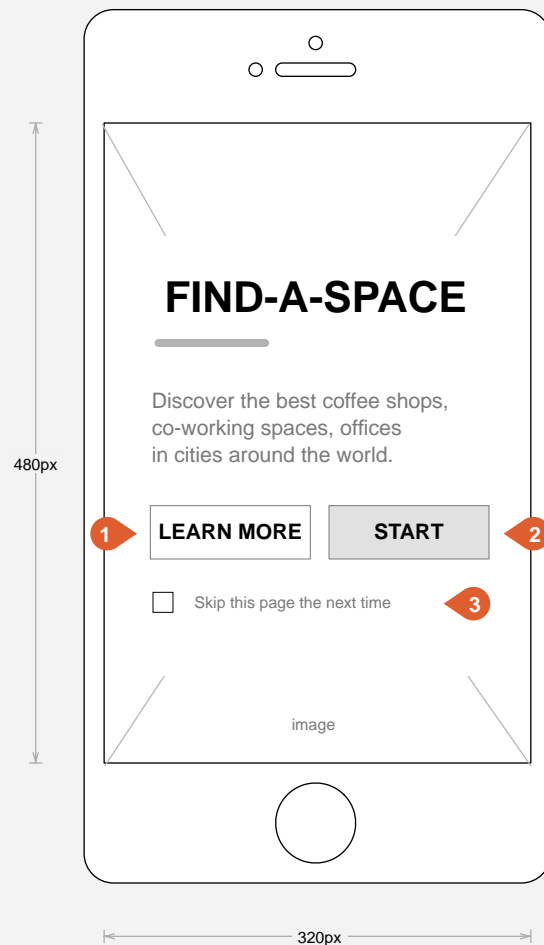




FIND-A-SPACE

WIREFRAMES



Notes

Welcome page

1 LEARN MORE button

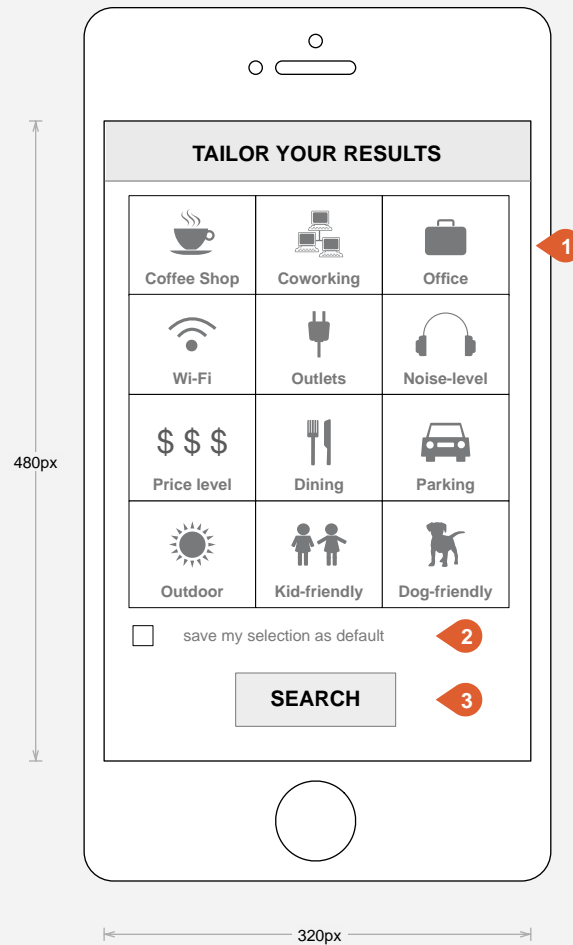
Tapping the “LEARN MORE button” the user is forwarded to the learn more page.

2 START button

Tapping the “START button” the user is forwarded to filter page (1.1.0.0).

3 SKIP THIS PAGE

Tapping the checkbox the user is able to skip the page the next time.



Notes

Select filters

1 FILTER SELECTION

The user has the option to select and deselect filters by tapping on them.

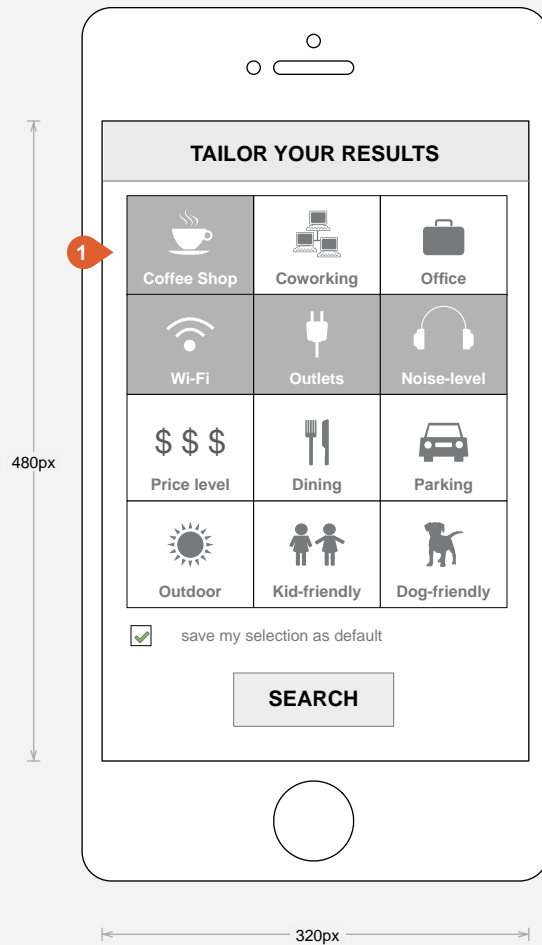
2 SAVE AS DEFAULT

Tapping the checkbox the user is able to save the current filter selection as default.

3 SEARCH button

Tapping the "SEARCH button" the user is forwarded to the VERIZON fios information page (1.2.0.0).

1.1.1.0 Select filter (selected)




Notes

Selected filters

1 FILTER SELECTION

The user has the option to select and deselect filters by tapping on them. Selected filters are highlighted.



Notes

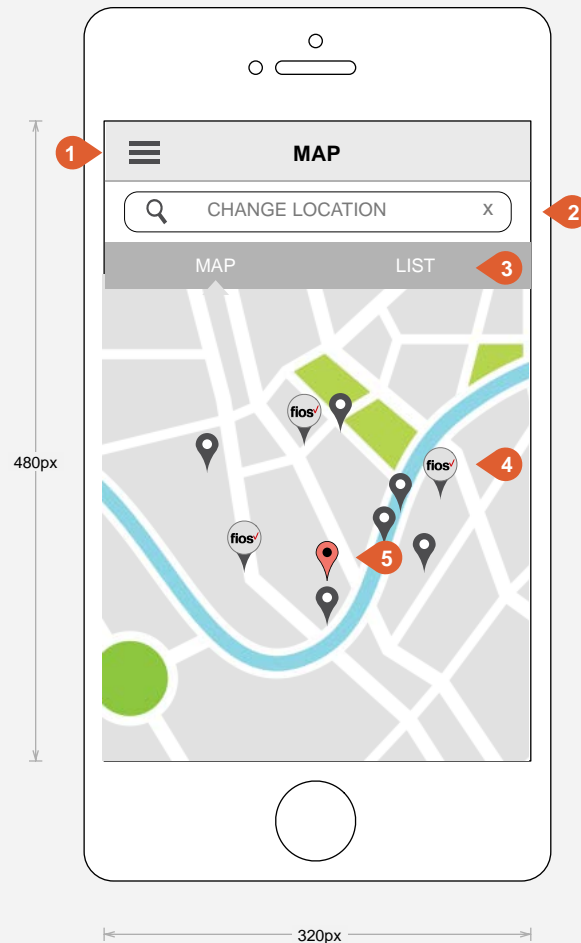
Verizon fios locations

1 SKIP THIS PAGE

Tapping the checkbox the user is able to skip the page the next time.

2 NEXT button

Tapping the "NEXT button" user is forwarded to the map search result page (1.3.0.0)



Notes

Map (search results)

1 HAMBURGER MENU

Tapping on the "HAMBURGER MENU" the menu will open (1.3.10).

2 CHANGE LOCATION

Tapping into the search field, the user is able to change the location

3 CHANGE VIEW TO LIST

By tapping or swiping the user is forwarded to the list page (1.4.0.0).

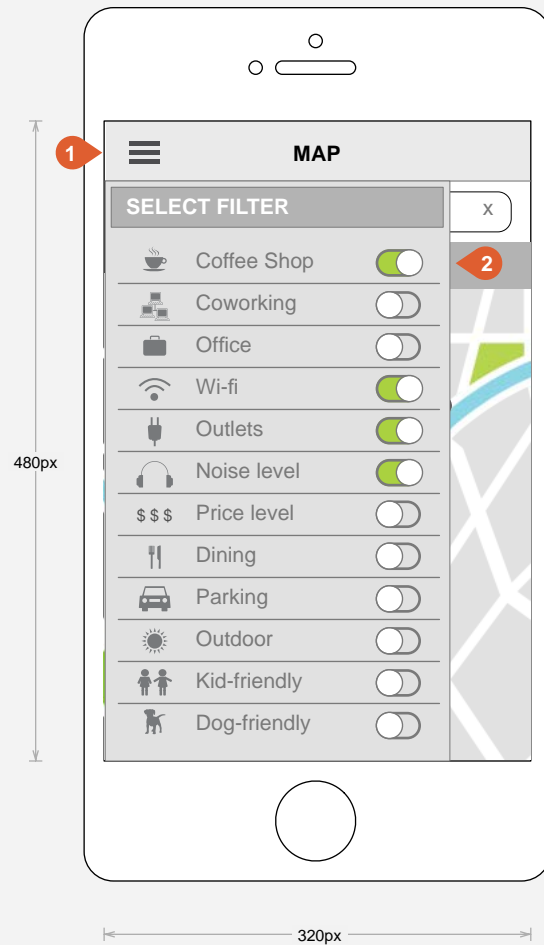
4 VERIZON FIOS LOCATION

Verizon fios location is highlighted with the "fios symbol".

5 CURRENT LOCATION

Current location is highlighted in a special color.

1.3.1.0 Map (filter)



Notes

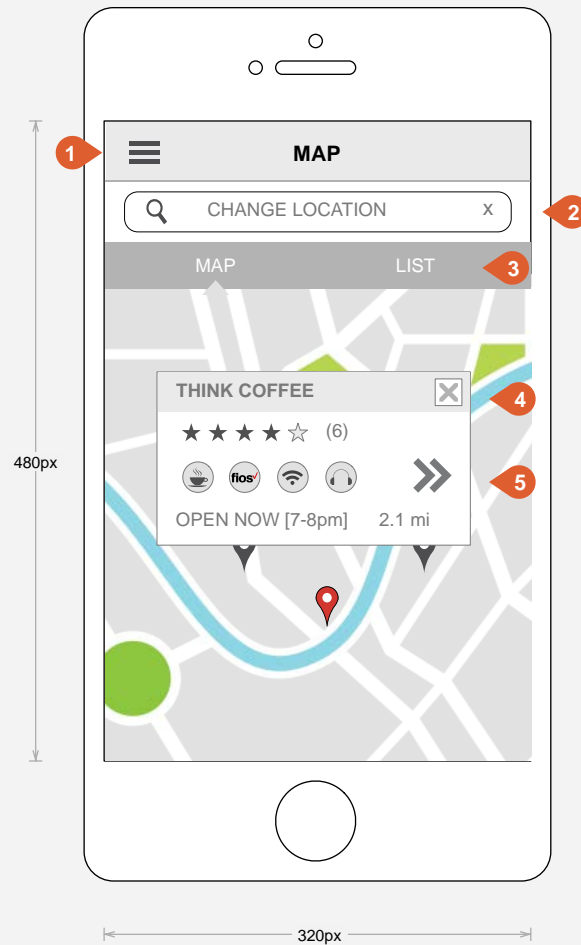
Map (filter)

1 HAMBURGER MENU

Tapping the “HAMBURGER MENU” the menu will close.

2 SELECT FILTER switch

The user is able to select the filters by switching. The previously selected filters from page (1.1.1.0) are preselected.



Notes

Map (detail)

1 HAMBURGER MENU

Tapping on the "HAMBURGER MENU" the menu will open.

2 CHANGE LOCATION

Tapping into the search field, the user is able to change the location

3 CHANGE VIEW TO LIST

By tapping or swiping the user is forwarded to the list page (1.4.0.0).

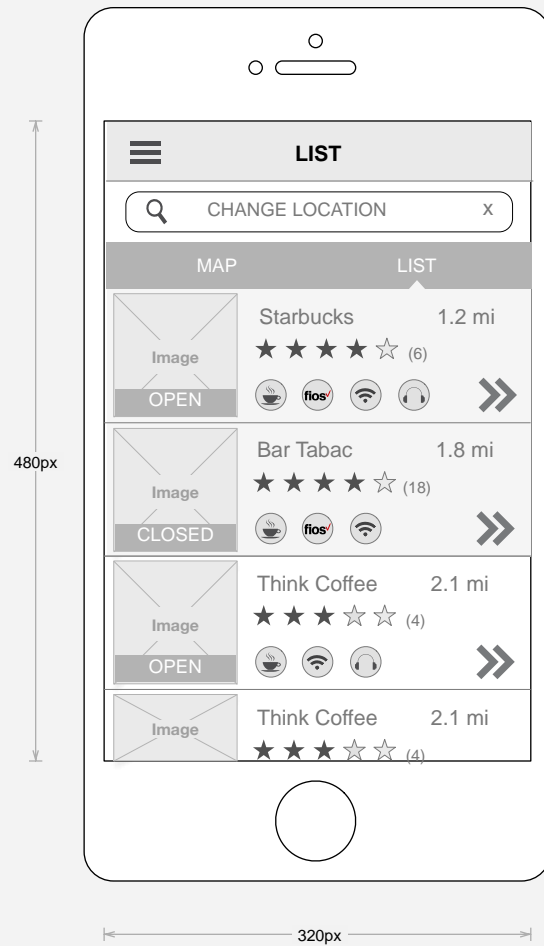
4 CLOSE button

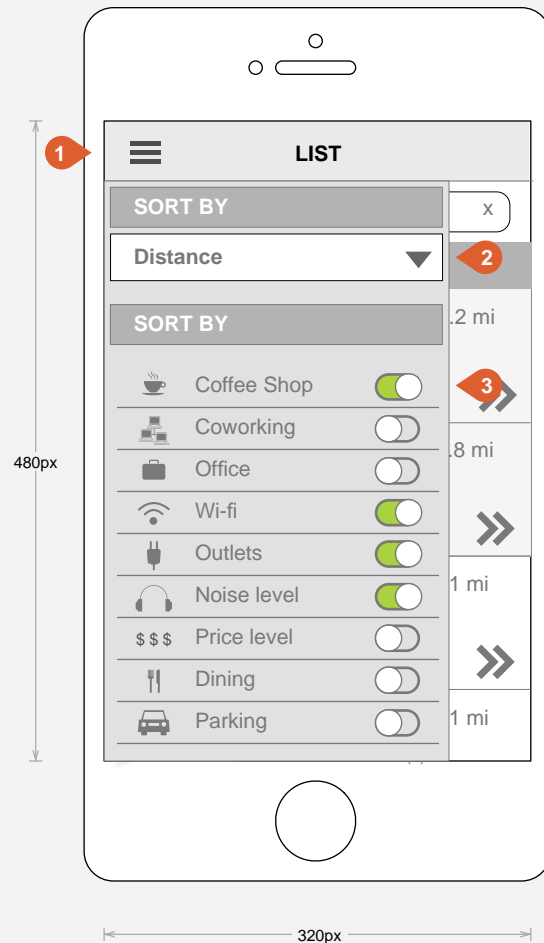
Tapping the "CLOSE button" the pop-up will close.

5 SELECT button

Tapping the "SELECT button" the user is forwarded to the search result detail page.

1.4.0.0 List (search results)





Notes

List (filter)

1 HAMBURGER MENU

Tapping the "HAMBURGER MENU" the menu will close (1.4.0.0).

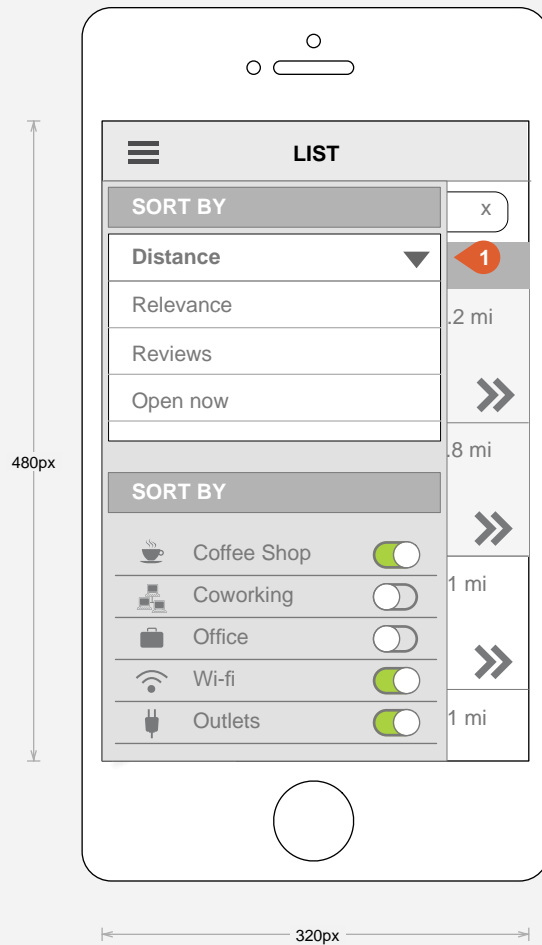
2 SORT BY drop-down

Tapping the "SORT BY drop-down" the user will receive a list of sort options (1.4.1.1.).

3 SELECT FILTER switch

The user is able to select the filters by switching. The previously selected filters from page (1.1.1.0) are preselected.

1.4.1.1 List (sort by)

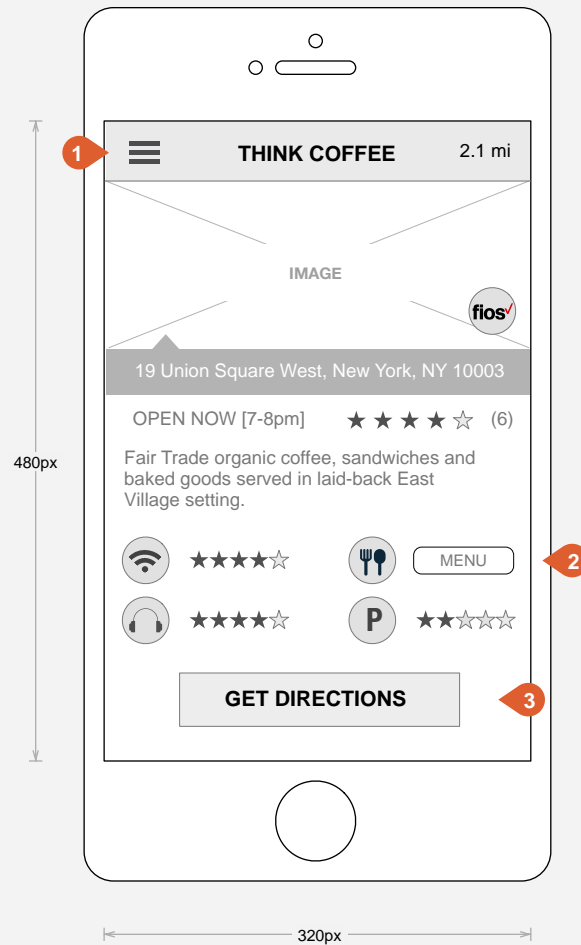


Notes

List (search results)

1 SORT BY drop-down

Tapping the drop-down the user is able to select a different sort option.



Notes

Search result detail

1 HAMBURGER MENU

Tapping on the “HAMBURGER MENU” the menu will open (1.5.10).

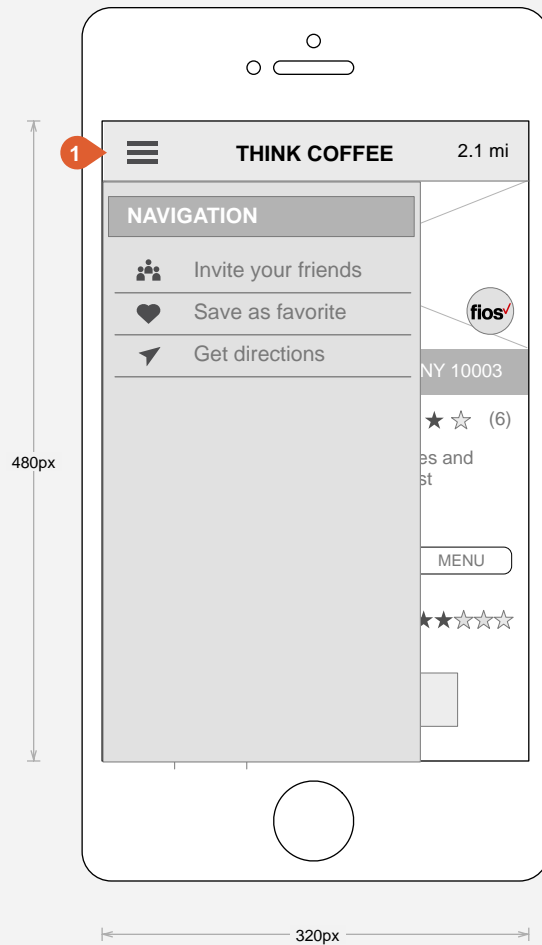
2 MENU button

Tapping the “MENU button” the user is forwarded to the menu page.

5 GET DIRECTIONS button

Tapping the “DIRECTION button” the user is forwarded to Google Maps.

1.5.1.0 Search result detail (nav)



Notes

Search result detail (nav)

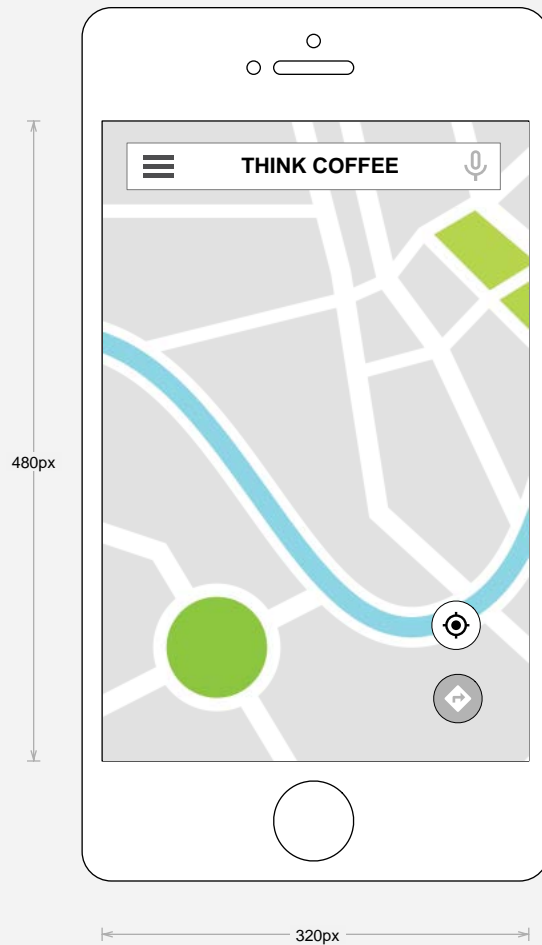
1 HAMBURGER MENU

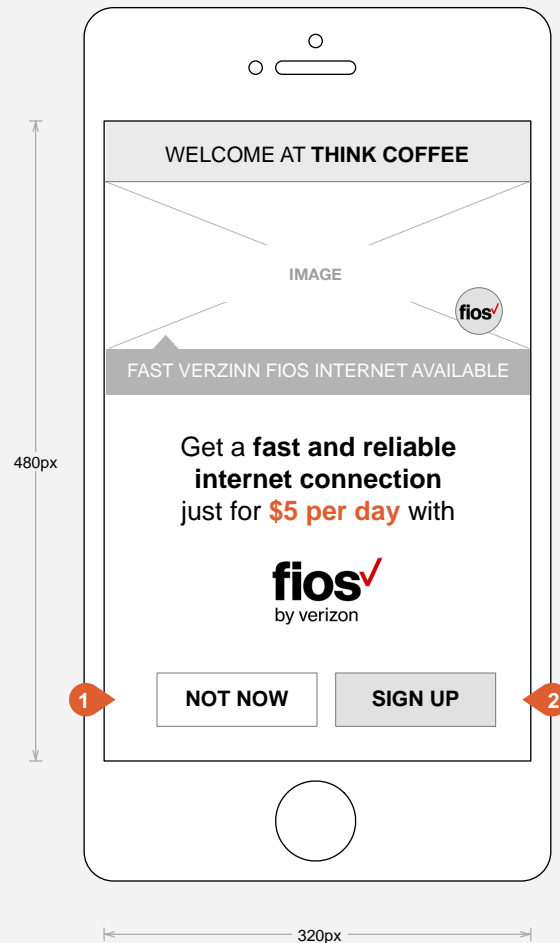
Tapping the "HAMBURGER MENU" the menu will close.

1.6.0.0 Directions (Google Maps)

Notes

Google Maps





Notes

Push-up notification when you enter a verizon fios location.

1 NOT NOW button

Tapping the "NOT NOW button" user will close the push-up notification.

2 SIGN UP button

Tapping the "SIGN UP button" user is forwarded to the sign up page.